

- IT** Bilancia per Mamma e Bebè, con Intelligenza Artificiale integrata
- ES** Báscula para Madre y Bebé, con Inteligencia Artificial integrada
- EN** Body scales for mother and baby with integrated Artificial Intelligence
- FR** Balance pour la mère et le bébé, avec intelligence artificielle intégrée
- DE** Waage für Mutter und Baby, mit integrierter künstlicher Intelligenz
- PT** Balança corporal para mãe e bebê com Inteligência Artificial integrada
- GR** Ζυγαριά σώματος για μητέρα και μωρό με ενσωματωμένη Τεχνητή Νοημοσύνη
- NO** Kroppsvekt for mor og baby med integrert kunstig intelligens



EN PRIMIPESI MUM & BABY

Body scales for mother and baby with integrated Artificial Intelligence

Thank you for purchasing our Bluetooth digital scale with App specifically designed for expectant and new mothers. This state-of-the-art device will allow you to accurately monitor your weight and your baby's weight and share data with your doctor. Our Nuvitababy app will allow you to track weight trends over time, both during pregnancy and after giving birth, providing you with valuable history to check your wellbeing and health. The App is constantly updated and over time you will receive notifications of any further implementations that may help you complete the health profile of your loved ones in an increasingly detailed way. This manual will guide you step-by-step in using the scale and its dedicated app. Please read it carefully before starting to use the device.

FEATURES

1. Built-in high precision sensors
2. LED white digital display making it easy to use in the dark;
3. Touch button, automatic shut off;
4. Low battery and overloading indication;
5. With unit conversion lock and zero/tare function;
6. The bottom is designed with non-slip rubber feet to prevent the scale from sliding and moving.
7. Equipped with a metric ruler (up to 69 cm / 27 inch) which is convenient for measuring the baby's height.
8. Maximum range is 150 kg.
9. 5 units can be freely selected: lb :oz ,g, kg, lb, oz.

SPECIFICATION

Product size: 27.56 x 13.39 x 2.28 inch (700 x 340 x 58 mm)

Power: 3x AAA Batteries 1.5V

Range: 0.1:1.1 lb:oz - 330.7:5291.1 lb:oz (30 g - 150 kg)

Increments 5g (0.18oz): for weight less than 30 kg

Increments 100g (3.5oz): for weight more than 30 kg

Units: lb : oz, g, kg, lb, oz

Net weight of product: 3.97 lbs (1.80 kg)

MEASUREMENT

Range	Accuracy
Within 5kg:	±30 g
5kg - 20kg:	±50 g
20kg - 40kg:	±100 g
40kg - 150kg:	±200 g

INSTALLATION

1. Unpack the body scales and accessories from the packaging.
2. Insert 3 AAA 1.5V batteries (not included) in the compartment on the back of the scale, respecting the polarity shown.
3. Place the scale on a flat and stable surface.
4. Download the "NUVITABABY" app on your smartphone from the App Store or Google Play.
5. Activate bluetooth on your smartphone.

- Short press "ON/OFF" to turn on the scale. **It's a sensor button so press it gently.**
- In the body scales display double check which unit is selected (lb, Kg, lb:oz or g) and by pressing the "unit" soft touch button select the desired one.
- Open the app and follow the setup instructions to sync the scale for the first time.
- After the first sync anytime you use the scale first open the app then press "ON/OFF" on the scale and it will sync automatically with your phone and with the App.
- To use the App follow the instruction you find on the page linked to the QR code.



DISPLAY EXPLANATION

This body scales is using the latest technology sensor touch buttons. Press them gently since they might be sensitive.

"ON/OFF" button: short press to turn it on long press to turn it off.

"TARE" button: short press to tare/zero (when the scale is on).

"UNIT" button: short press to choose 5 units: lb:oz, g, kg, oz, lb.

"HOLD" button: short press to lock the data.



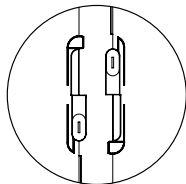
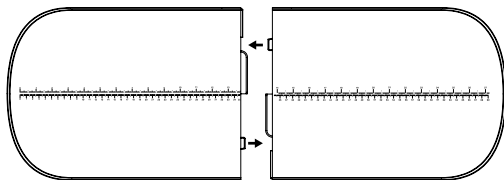
AUTOMATIC SHUT-DOWN FUNCTION

This product will automatically shut-down to save power if there is no operation and the data is stable and unchanged for about 30 seconds.

INSTALLATION OF THE TRAY TO WEIGH THE BABY

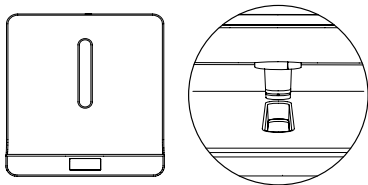
STEP 1

Insert the tray into each other



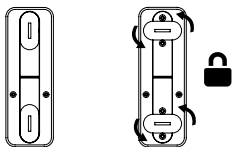
STEP 2

Insert the tray into the middle of the base.



STEP 3

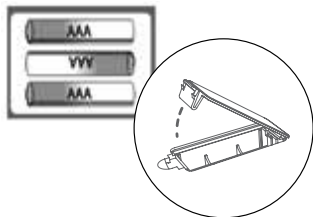
Lock the tray with rotating tabs.



BATTERY INSTALLATION

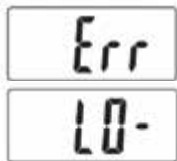
IMPORTANT:

- When the LCD display loses intensity, it means the batteries are running out. It is time to replace them.
- If the scales is not going to be used for a long time, it is advisable to remove the batteries.
- Place the used batteries in a specific bin so that they can be properly recycled.



OVERLOAD AND LOW VOLTAGE

1. When the LED display shows "**Err**" it means the object is exceed the max capacity 150kg. Please stop weighing or reduce the weight to avoid the sensor being destroyed.
2. When the LED display shows "**Lo**" it means the battery power is low. Please replace 3x new AAA batteries.



ADULTS: HOW TO USE THE SCALE

1. Turn on the scale by pressing the touch button. When "0000" appears on the display the scale is ready for use. If the unit selected is not the one you want, short press "UNIT" to make the selection
2. Step gently onto the scale. Wait for the weight to stabilize.
3. The weight will be displayed and automatically sent to the app via bluetooth.



HOW TO WEIGH THE BABY

1. Turn on the scale by pressing the touch button. When "0000" appears on the display the scale is ready for use. If the unit selected is not the one you want, short press "UNIT" to make the selection
2. Gently place the newborn in the tray of the scale. Wait for the weight to stabilize. If your baby is moving you can also press "hold" to stabilize the weigh manually.



HOLD



NOTICE:

If you need to weigh again at this time take the baby away, and short press "TARE" to zero out and weigh again.

3. If you use a towel or any other "extra weight" when you weigh your baby make sure to put it first (without the baby), then press zero/tare touch button until zeros appear.



4. Follow the App instruction to get the weigh on the App.
5. To turn it off, gently press and hold the touch button for 3 seconds. The scale turns off automatically after 30 seconds of inactivity.

NUVITABABY APP

The App allows you to:

- View and monitor weight over time
- Set reminders for measurements
- Share data with your doctor
- Track baby's height
- Access tips on breastfeeding, weaning, etc.

For more information on the App visit the website www.nuvtababy.com

MAINTENANCE

Clean the scale with a soft slightly damp cloth, do not use harsh detergents.

For assistance, contact customer service on the website www.nuvtababy.com

DISPOSAL OF THE DEVICE (ENVIRONMENT)

At the end of the product lifecycle, you should **NOT** dispose of this product with normal household waste. Take this product to your local collection point for the recycling of electrical and electronic equipment. The symbol on the product, user's guide and/or box indicates this.

Some of the product materials can be reused if you take them to your local recycling point. By reusing some parts or raw materials from used products you make an important contribution to the protection of the environment. Please contact your local authorities in case you need more information on the collection points in your area. The internal battery should be disposed in an environmentally-friendly manner according to your local regulations.

SERVICE: Every care has been taken in the realisation of products, accessories provided in the box and documentation provided, so in case of problems it is advisable to repeat the operations by faithfully following the instructions in the manual. For further information on the help service visit the website: www.nuvitababy.com

WARRANTY - TERMS AND CONDITIONS: This product benefits of a warranty of 24 months on material and manufacturing defects, starting from the date of purchase (see sales slip). The warranty of 24 months does not include damages caused by the usual use of parties identified as "consumable" (e.g., batteries, brush heads or parts subject to usury). **The legal guarantee of 24 months is void if:** 1) The product has undergone aesthetic damage due to improper use not in accordance with instructions in the manual. 2) This product has been modified and/or tampered with. 3) The cause of the failure was due to poor maintenance of the individual components and/or accessories and/or supplies (e.g. oxidation and/or scaling due to the retention of water or other liquids, sediment blocking the sensor, leak of corrosive liquid from batteries). **The following is excluded from the legal guarantee of 24 months:** 1) Costs related to replacements and/or repair of parts subject to wear or costs for ordinary maintenance of the product. 2) The costs and risks involved in transporting the product to and from the store where you purchased or otherwise authorized collection centre to receive the products under warranty. 3) Damage caused by or resulting from improper installation or improper use not in accordance with the directions in the instruction manual. 4) Damage due to natural disasters, accidental events or adverse conditions not compatible with the product. 5) Defects that have a negligible effect on product performance. The manufacturer, distributor and all the parties involved in the sale do not assume any liability for losses and economic damage from any malfunction of the product. In accordance with current regulations the manufacturer, distributor and all the parties involved in the sale are not responding in any case for damages, including direct, indirect ones, loss of net income, loss of savings and additional damage and other details consequences going beyond the damage caused by the breach of warranty, contract, strict liability, wrongdoing or due to other causes, resulting from the use or inability to use the product and/or paper and electronic documents, including the lack of service.



www.nuvitababy.com

info@nuvitababy.com

IMPORTED / DISTRIBUTED BY

Anteprima Brands International Ltd

1, Ferris Bldg. St.Luke Street PTA1020 Gwardamangia

Malta - Europe

All rights reserved
1330_23_Gen_v1.0.0

