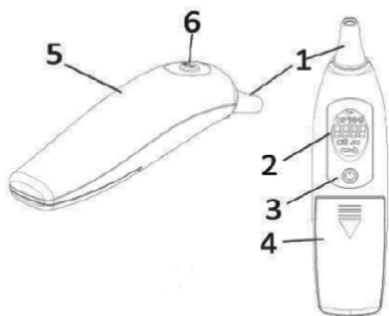
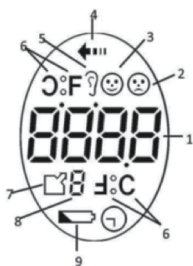


Congratulations on your purchase of this digital thermometer that allows. For a proper and in compliance with the safety of the user to apply strictly the precautions and warnings listed in this manual. Before using the thermometer read carefully and thoroughly this manual and retain it for future reference.

PRODUCT DESCRIPTION



1. Ear Probe
2. LED Display
3. ON/Memory button
4. Battery Cover
5. Thermometer
6. SCAN button



1. Digital Readout
2. Cry Indicator-Fever
3. Smile Indicator- Normal
4. Measure indicator
5. Ear Temperature Indicator
6. Unit (°C/°F)
7. Memories Indicator
8. Memories Number
9. Low Battery Indicator



Clean the probe with alcohol after every use to maintain hygiene and accuracy.

PREPARATION

Make sure the batteries are charged. If necessary replace them with two new AAA batteries. To obtain reliable measurements wait 30 minutes to adjust the thermometer at room temperature. The temperature changes can cause unreliable measurements, so do not place the thermometer in front of air conditioners or heat radiators before the measurement because you can get inconsistent results.

Make sure that the ear is clean and dry since the presence of ear wax or residues of epithelium can lead to inconsistent results. To ensure accurate results the measurements are made at rest because the body temperature may rise after exercise or after a bath. During measurement, do not talk or move your body. If the measurement is incorrect, you can measure it again. However, take a 5-15 minutes rest before the next measurement.

HOW TO MEASURE THE TEMPERATURE

To measure the temperature from the ear:

- Press [ON] button to switch on the thermometer.
- Gently insert the Probe into the ear
- Short Press the [SCAN] button for measurement.
- Keep the probe in ear until you hear a beep sound
- LCD screen will show the temperature
- When measuring, hold the thermometer firmly and not touch any button.



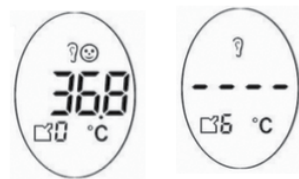
The result will be automatically recorded in the memory of the thermometer and assigned the highest memory number. If in the memory of the thermometer there are already 10 records, the oldest is deleted. You should not run more than 3 consecutive measurements. Before performing any 4th measurement please wait 10 minutes. Upon completion and after about 30 seconds of inactivity, the thermometer automatically switches to clock mode. If the sleep function is active, after about 1 minute of inactivity the screen goes off automatically.

MEASUREMENT UNITS

Press and hold the [SCAN] button for 10 seconds, keep holding [SCAN] button and press the [ON] button for 1 second to change the units from Celsius (°C) to Fahrenheit (°F) and vice versa.

MEMORY

When the thermometer is switched on, press [ON] to see the measurements stored in memory. If you receive a "-" means that there is no data in the memory. The max capacity of memory is 10.



AUTO-OFF

The thermometer will turn off automatically after no activity for 20 seconds.

SUGGESTIONS

For non-technical users should be performed 3 measurements test to practice with the device. Consider the maximum value as a continuous use can lead to an error margin of $\pm 0,3^{\circ}\text{C}$ - $\pm 0,5^{\circ}\text{F}$. In healthy individuals there is no difference between left or right ear, so do the tests measure both ears and always measure the temperature from the ear that returns the highest value.

BATTERIES REPLACEMENT

Remove the battery cover.

Always use new batteries of the same type (2 x AAA) and check the polarity in the battery compartment (symbols [+] and [-]).

Replace the battery cover.

MAINTENANCE

Clean the device with a soft, dry cloth.

Do not immerse the device in liquid, solvents or detergents.

STORAGE

Clean the thermometer and cover the sensor with the lid after each use. Do not expose the thermometer to direct sunlight, high temperatures, humidity, fire, flames and prevent vibration or shock. If you do not use the thermometer for a very long period, remove the batteries.

CALIBRATION

This thermometer was calibrated at the factory at the time of construction. If the thermometer is used in accordance with the instructions in this manual is not necessary to recalibrate periodically. In the case of incorrect measurements strongly contact your local dealer for assistance procedure. Do not grope to disassemble, repair or modify the thermometer.

CLEANING

Keep the sensor surface clean otherwise the measurement may be unreliable.

Clean the surface of the sensor with a cotton swab moistened with water or alcohol before again using the thermometer to make sure that the sensor surface is dry. If one or more items are missing or damaged, please refer to your local dealer and request the replacement.

INTENDED USE

This digital thermometer is a device for measuring body temperature in domestic use, where continuous monitoring is not required by medical and paramedical staff. The device can be used to measure body temperature from ear and must be used carefully following the instructions in this manual. Any use different from that stated in this manual is considered improper.

SAFETY PRECAUTIONS

The warning symbols and logos appearing in this manual are intended to alert the user to prevent dangerous situations and avoid damage to the user and to others. The following table provides a description:



This symbol indicates instructions or directions that must be followed in order to avoid damages to user or other people.



This symbol warns you if you do not comply with these instructions is likely to cause harm to people or objects such as housing, pets or other family members.



This symbol indicates prohibition of the use of certain objects or accessories specifically mentioned in the instructions.



This symbol indicates important obligations to be followed explicitly in the instructions.



This symbol indicates that the product complies with the requirements of protection against electric shock device of type BF.



Symbol for "MANUFACTURER"



Symbol for "EUROPEAN REPRESENTATION"



WARNINGS

Based on the results obtained by measuring body temperature with this device, it is dangerous for people to make diagnoses and take medicines

without consulting your doctor before. A wrong diagnosis and treatment can lead to severe consequences and worsening of the disease. Always follow the advice of your doctor.

Do not touch or swallow the infrared sensor. A dirt sensor can return values of body temperature unreliable and untrustworthy.

In case of body temperatures above 38,0°C and in presence of symptoms of pain refer immediately to your doctor.

Keep away from children because there are small parts that can be swallowed and cause dangerous situations. The ingestion of any of these parties, such as batteries or the cover sensor, requires immediate intervention by emergency personnel or your doctor. The lack of caution in measuring the temperature through the ear can cause damage and injuries.

This device is not intended to be used by people, including children with physical disabilities, sensory and mental disabilities, or lack of experience or knowledge if not properly taught and trained to use the device by a competent person responsible for their safety.

In the case of illnesses such as ear infections or diseases of the ear drum, use only the thermometer to measure temperature by the forehead. Use the thermometer to measure temperature by the ear could worsen the disease.

If a bath or shower, do not immediately measuring the temperature, since the presence of some water may cause damage to the ear.



If necessary, very gently clean the infrared sensor with a cotton swab moistened with water or alcohol and wait until the surface is completely dry before proceeding with a new use.

The use of paper towels can cause scratches on the sensor thereby compromising the efficiency and reliability.

For a correct measurement of body temperature, do not perform the measurement immediately after performing physical activities or after a meal. Wait at least 30 minutes to take the measurement at rest.

The use of methods such as sponging with cold water or ice pack lowers the temperature, so you need not perform the measurement immediately otherwise you get lower values.

Before measuring the body temperature to wait about 30 minutes as the different conditions that we may be one of the rooms, which may affect the results, making the measurement unreliable.



Do not dispose of batteries in a fire as they may explode. Once they no longer charge the batteries disposed of in special containers in accordance with the regulations.

The thermometer is not waterproof, so do not immerse in liquid or abrasive cleaners. Do not expose the thermometer to direct sunlight, strong heat or flame.



Once they no longer charge the batteries disposed of in special containers in accordance with the regulations.

This digital thermometer is a device for measuring body temperature in domestic use, where continuous monitoring is not required by medical and paramedical staff.

RECOMMENDATIONS

Do not use the device for purposes other than those indicated in the intended use.

Keep the device is affected by falls or impacts.

When measuring, do not use a mobile or cordless phone near the device.

If unused for a long period, remove the batteries to avoid any leakage of corrosive substances.

GENERAL INFORMATION

Body temperature does not have a single and absolute value, it can vary for several reasons. The age and sex of the person, for example, can affect health and optimal body temperature can vary during the day going from a minimum of 35,5°C (95,9°F) up to a maximum of 37,8°C (100,0°F). It is recommended to perform measurements under conditions of optimal health at different times of day to get reference values.

The digital thermometer detects the infrared heat of the blood flow through the ear canal or through the brow area which, being sprayed can detect temporal artery in a fast, accurate and reliable body temperature.

In a healthy person who enjoys good health, the temperature should not vary much between the right and left ear. To find the right one, it is recommended to perform measurements in both ears and always use the one that returns a higher temperature.

SPECIFICATIONS

Product Name:	Nuvita 2071
Power Supply:	3 VDC (2 x AAA batteries)
Temp. sensing part:	IR sensor
Measuring range:	34,0°C – 42,9°C 34,0°C ~ 37,3°C:Green (normal); 37,4°C ~ 38,0°C:Yellow (slight fever); 38,1°C ~ 42,9°C:Red (high fever).
Alarm Range:	
Measuring accuracy:	34,0°C ~ 34,9°C:±0,3°C; 35,0°C ~ 42,0°C:±0,2°C;
Dimensions:	160 x 36 x 45 mm
Weight:	60 gr. without batteries
Working environment:	15°C – 35°C
Relative humidity:	20%RH – 80%RH
Storage environment:	-20°C – 55°C
Relative humidity:	20%RH – 90%RH



WARNING: The symbol on this product means that it's an electronic product and following the European directive 2000/96/CE the electronic products have to be dispose on your local recycling centre for safe treatment.



This device meets the essential requirements and other relevant conditions of the applicable European directives. Complies with MDD 93/42/EC and amended by directive 2007/47/EC requirements. Notified body TÜV Rheinland (0197).

SERVICE

Every care has been taken in the realization of products, accessories provided in the box and documentation provided, so in case of problems it is advisable to repeat the operations by faithfully following the instructions in the manual. For further information on the help service, visit the website www.nuvitababy.com.

WARRANTY – TERMS & CONDITION

In accordance with current regulations, the manufacturer provides the consumer with a legal guarantee of 24 months starting from the date stated in the receipt. Excluded from the legal guarantee of 24 months are the parties identified as “consumable” (e.g., batteries, brush heads or parts subject to wear). The legal guarantee of 24 months is void if:

The product has undergone aesthetic damage due to improper use not in accordance with instructions in the manual.

This product has been modified and / or tampered with.

The cause of the failure was due to poor maintenance of the individual components and / or accessories and / or supplies (e.g. sediment blocking the sensor, leak of corrosive liquid from batteries.)

The following is excluded from the legal guarantee of 24 months:

Costs related to replacements and / or repair of parts subject to wear or costs for ordinary maintenance of the product.

The costs and risks involved in transporting the product to and from the store where you purchased or otherwise authorized collection centre to receive the products under warranty.

Damage caused by or resulting from improper installation or improper use not in accordance with the directions in the instruction manual.

Damage due to natural disasters, accidental events or adverse conditions not compatible with the product.

Defects that have a negligible effect on product performance.

The manufacturer, distributor and all the parties involved in the sale do not assume any liability for losses and economic damage from any malfunction of the product. In accordance with current regulations the manufacturer, distributor and all the parties involved in the sale are not responding in any case for damages, including direct, indirect ones, loss of net income, loss of savings and additional damage and other details consequences going beyond the damage caused by the breach of warranty, contract, strict liability, wrongdoing or due to other causes, resulting from the use or inability to use the product and / or paper and electronic documents, including the lack of service.